

# "Pencil Farm" Grew Out Of Huge Collection

Any way you pencil it out, Harold Stoller, Sterling, Ohio, keeps a lot of pens and pencils on his "pencil farm" - 40,000 of them, to be exact, and no two are alike.

Stoller displays his huge collection in display racks that form the sides and roofs of colorful "mini" structures including a miniature double corn crib, a barn, log cabin, covered bridge, and a U.S. flag. He stores his entire collection in a 24 by 32-ft. room above his garage and has displayed parts of the collection at local schools and stores.

"I've been collecting pens and pencils for 49 years, ever since I was 8 years old," says Stoller. "I have pencils advertising haircuts for 15 cents and shaves for 10 cents, and I have pencils with the names of all U.S. presidents from Washington to Carter. I get most of my pens and pencils from seed companies, fast-food outlets, restaurants, dairies, savings and loans, banks and car dealers. I'm also a member of the American Pencil Collector's Society and subscribe to 'The Pencil Collector', a newspaper through which I trade. I already had 30,000 pencils before I inherited my uncle's collection of nearly 4,000 pencils a few years ago. It's a fun hobby, and I've learned a lot about geography and history from it because whenever I receive a pen or pencil that comes from an unusual place, I always look it up to find out more about it."

The pens and pencils in his collection come in a wide variety of shapes and designs such as brooms, fish, French fries, ice cream cones and bars, wrenches, bolts, forks, shovels, ears of corn, corn cobs that serve as back scratchers, carrots, cigarettes, rifles, baseball bats, hammers and nails, etc. His most unusual item is a mechanical pencil made in 1940 by the Ford Motor Co. A twist of the barrel displays the name of any Ford car or truck model made that year, as well as information on how to maintain the vehicle - for example, how to set the brakes and clutch, how much gas the fuel tank holds, how much oil the transmission holds.


One special section of the collection consists of 1,500 "mechanical pencils" with liquid display bulbs on top with a floating product inside, such as a miniature tire or a chick hatching from an egg. Another contains a coin. When you work the coin into a suggestion box, you get paid for your suggestion because the coin comes out of a slot in the pencil.

There's a pencil for people who can't do anything right. It's attached to the world's longest eraser at 4 1/2-ft. There are pencils with erasers on both ends for people who are especially mistake-prone. Stoller is especially fond of a slogan on a pencil issued by an exterminating company. It reads "We can control every pest but a pencil collector." About 5% of the pencils in Stoller's collection are left handed. "The slogans on right-handed pencils read upside-down to left-handed people," notes Stoller. About 500 pencils and pens are capped by miniature products.


The miniature double corn crib that's formed out of pencils in the collection is 4 ft. square and 6 ft. high with a 2-ft. wide "driveway" between racks of pencils. There



Harold Stoller built this 4-ft. sq., 6-ft. high mini double corn crib that's formed from removeable racks of pencils.



Stoller built this pencil barn and log cabin by gluing pencils to sheets of plywood, using carved wood for the shingles.



His pencil collection includes "mechanical pencils" with unusual tops on them.

are six racks on each side of the crib, with 75 pencils per rack spaced 1/2-in. apart. The roof also contains racks of pencils. Stoller can remove individual racks from the crib, as well as individual pencils from each rack.

Stoller glued red, white, and blue pencils to a sheet of plywood to make his pencil flag, which is 22 in. long and 14 in. wide. He glued pencils to sheets of plywood to make the pencil cabin, using carved wood for the shingles.

The American Pencil Collector's Society has a national membership of about 300, along with international members from such countries as Japan, Denmark, and Sweden. Some hobbyists have collections which contain more than 100,000 items.

For more information, contact: FARM SHOW Followup, Harold Stoller, 8310 Blough Rd., Sterling, Ohio 44276 (ph 216 669-3676).



The "corn stalk horse" is placed in a corn field ahead of an old fashioned farm wagon.

"IT PUTS A SMILE ON EVERYONE'S FACE"

## "Corn Stalk Horse"

Drivers passing through Davenport, Iowa, often stop to admire the "corn stalk horse" created by Glen and Jean Keppy and placed in a corn field ahead of an old fashioned farm wagon.


"It puts a smile on everyone's face when they see it," says Jean. "Neighbors and town people bring their visiting relatives and friends out to see it. Pictures of the horse have been sent to almost every state in the country, as well as to Canada."

"It started out as a 4-H project for our children Chad, Neal, and Shelley who were selling pumpkins, Indian corn and straw out of an old steel-wheeled wagon alongside a heavily traveled road in front of our house. It just made sense to make a horse to pull the wagon. We try to decorate the horse and wagon differently every year. One Christmas we installed lights on both the horse and wagon. Two years ago we mounted a

dummy driver in front and tied strings that look like harness from the horse to the driver. Last year we used soybean straw to build a team of horses and filled the wagon with pumpkins," says Jean adding that they usually leave the corn stalk horse up until Easter.

The Keppys made the horse by putting four 4-ft. high steel posts in the ground for legs and wiring two steel posts lengthwise on top of them to support the body of the horse, and then used twine to tie a bundle of stalks between and around the two horizontal posts. To make the head and neck they bent the ends of two electric fence posts and tied the posts at an angle to the front two vertical posts, then tied stalks around them.

For more information, contact: FARM SHOW Followup, Glen and Jean Keppy, 21316 155th Ave., Davenport, Iowa 52804 (ph 319 391-2075).



Raymond Rodriguez's gun-shaped barbecue has a grill inside the ammunition cylinder and a trap door for cleaning out the ashes right behind the trigger.

SMOKE POURS OUT THE BARRELL

## Gun-Shaped Barbeque

"Fire up the grill," has a whole new meaning for Raymond Rodriguez since he built this gun-shaped barbeque that's got a grill inside the ammunition cylinder and a trap door for cleaning out the ashes right behind the trigger. When it's cooking, smoke pours out the barrel.

The California native says he got the idea when he found a toy pistol at a flea market that was the same as one he had as a boy.

The 6-shooter look-alike is 5 ft. tall and 10 ft. long. "I spent 6 months building it in my spare time. I got most of what I needed

at junkyards," says Rodriguez.

He welded the miscellaneous parts together to form the body of the gun and carved the huge handle from wood. There's a compartment in the handle to store barbeque equipment. The gun bolts to a platform on wheels so it's easy to move around.

Rodriguez is considering custom-building his "Big Tex" barbeque.

For more information, contact: FARM SHOW Followup, Raymond Rodriguez, 860 Maria Ave., Spring Valley, Calif. 92077 (ph 619 464-8775).