

## POSITIVE PRESSURIZED AIR FLOW MAKES BREATHING EASY

# New Dust Helmet Also Filters Out Chemicals

The manufacturer of the popular Airstream Dust Helmet, which has been featured several times in FARM SHOW, has come up with a new helmet with interchangeable filters that let you use it for both dust and farm chemicals.

Distributed in the U.S. and Canada by Mike Nelson, Nelson Equipment Co., the new Breathe Easy helmet features a lightweight belt-mounted air filtration unit that pulls air in through three screw-on filters and then feeds the resulting fresh air to the helmet. This positive air flow feature makes breathing easier and filters are available for all types of gases, vapors, pesticides, herbicides and virtually any other breathing hazard.

Nelson says many farmers are so allergic to crop chemicals they can't go near them, much less apply them to crops. The new helmet allows them to do their work normally. And, when working under windy conditions, or spraying orchards, it will ensure fresh air for any operator.

The new Breathe Easy has a rechargeable battery that's good for 8 hrs. without recharging. The helmet fits any size head and will fit over glasses. It has been approved by government safety boards.

The Breathe Easy, complete with chemical filters, sells for \$475. The




**New helmet allows most persons allergic to chemicals to handle them normally, says distributor.**

filters last about 1 year and sell for \$13.50 apiece.

Nelson notes that the popular Airstream Dust Helmet, which is designed for dust filtration only, has recently been reduced in price to \$229 by the manufacturer. The Airstream is the ideal helmet for farmers not concerned with chemical filtration.

For more information, contact: FARM SHOW Followup, Airstream Dust Helmets, Nelson Equipment Sales, Rt. 1, Box 20, Elbow Lake, Minn. 56531 (ph toll-free 800 328-1792 or 612 284-2418 in Minn.).



**Turning handle on left simultaneously empties out both right and left hand corners of truck box.**

## WITH A SIMPLE TURN OF A HANDLE

# Auger Cleans Grain Out Of Truck Box Corners

Easy way to clean out the corners of truck boxes without having to climb inside is the Truck Corner-Cleaner.

Manufactured by Turner Mfrs., Thompson, Mo., the 5-in. dia. auger fits standard 8-ft. wide steel and wood boxes. By simply turning the handle attached on one end of the auger, you can empty material from each corner. Auger has "opposing" spirals so you empty both corners at once.

The auger is in two separate sections which slide together and are held together by a pin. One end of the

auger fits in a bearing bolted to one side of the truck box. The opposite end of the auger shaft extends through a 1-in. hole drilled in the other side of the box. A handle attaches to this shaft for turning the auger.

By removing two pins you can quickly take the auger out.

Sells for \$86.

For more information, contact: FARM SHOW Followup, Turner Mfrs., Thompson, Mo 65285 (ph 314 682-3813).

## "STITCHES" SEED, FERTILIZER INTO GROUND

# No-Till Planter Works Like A Sewing Machine

"It isn't necessary to rip up the ground to plant seed and fertilizer," says Arnold Topham, co-inventor along with Harry Wilson of a new no-till planter with a unique planting mechanism that injects seed and fertilizer into the ground with a "stitching" action similar to a sewing machine.

The sled-type shoe on the planter unit rides on, and is in contact with, the ground at all times during planting for positive depth control of seed. The planting mechanism is adjustable on the shoe for control of depth. Spacing between plants in the row can be varied from 2 in. to 2 ft., with a change of gearing, and units can be spaced as close as 4 in. for very narrow rows.


"It's ideal for both no-till and inter-seeding into standing crops, such as planting soybeans or cotton into wheat because it rides right over heavy residue," says Topham.

Because the planter injects seed and fertilizer into the ground rather than digging a furrow, it requires much less horsepower to operate, saving both fuel and labor. "You could pull a 30-row planter of this design with a 30-hp. tractor since the sled on the planter rides over the ground with a minimum of drag," says Topham.

Savings can also be realized on seed and fertilizer because of the planter's ability to place exactly the amount of seed desired and exact amounts of fertilizer right where needed next to the seed in the row.

"This planter could potentially be used throughout the world because it can be pulled by animals as well as tractors since it's ground-driven and requires so little power to pull," says Topham.

Each row unit has alternating injectors that are "loaded" with seed and fertilizer from seed boxes by tubes from seed boxes above. The ground-driven injectors simply drop to their



**Planter's sled-type shoe rides on and is in contact with the ground at all times.**

pre-set depth below the row unit sled and drop their seed.

The planter has several advantages over other conventional planters, according to the inventors:

1. "It's the first truly no-till planter. Absolutely no tillage is necessary. It merely pierces the ground and deposits the seed like a sewing machine pierces a piece of cloth," says Topham.

2. Lower seed and fertilizer costs because amounts of both can be more closely controlled.

3. Without the need for coulters and row openers, closer spacing is possible. Planter can plant as close as 4 in., which may be important — especially in planting solid-seeding soybeans.

4. Labor, fuel and equipment costs can be reduced since high-horsepower tractors are not needed. Tillage trips across the field are eliminated.

5. The surface of the ground is not broken, preserving moisture.

Topham and Wilson are looking for a manufacturer to produce their planter.


For more information, contact: FARM SHOW Followup, Arnold J. Topham, P.O. Box 1013, Santa Fe, Tex. 77510 (ph 409 925-8188).

# Handy Barrel Mover

Wayne and Loren Hartung, of Woodbury, Minn., built a barrel mover that makes it easy to move heavy 55-gal. barrels with their farm shop.

Starting with a 4 ft. long piece of log chain, they attached a "grip" to each end. Each grip, made of flat iron welded together, is notched to fit onto the barrel lip.

Attaching a grip to each end of the barrel, the Hartungs then run a chain from the barrel mover chain to their loader bucket which they use to lift and move the barrel.



**Lifter grips are notched to fit onto barrel lips.**